

Start Here & Course Navigation

The screenshot shows a Blackboard course interface. On the left is a vertical navigation sidebar with four main sections: **Course Content**, **Communication**, **Help**, and **Groups**. Below these is a section for **Instructors Only**. The main content area on the right features a header with a map of the United States and the text "America, the Beautiful Summer Enrichment 2014". Below the header is a "Start Here" section containing a document icon and the title "Mandatory Reporting of Child Abuse". A red-bordered box contains a warning: "Please be advised that all school personnel are considered mandatory reporters of child abuse. This includes all students (counseling, psychology, and special education) participating in the Summer K-12 program. Please contact [redacted], Summer K-12 Program Director, if you have any concerns regarding abuse/neglect. [redacted] will be responsible for contacting the appropriate agencies." Below this is a "Welcome!" section with a document icon and the title "Welcome to the Summer Enrichment Program!". The text includes congratulations and instructions on how to navigate the course. It lists several key areas: **Notifications**, **Start Here**, **School Counseling, School Psychology, and Special Education** links, **Teams and Portfolios**, and **Communication Tools**. The **Communication Tools** section includes links for Main Discussion Board, Messages (in course only), and My Grades. The **MUOnline Help** section includes links for Blackboard Tutorials, Blackboard Help, Marshall Help Desk, and Student Resources. The **Group Tools** section includes links for Working in Groups Tutorial and My Groups. At the bottom, a **REMEMBER** section explains the breadcrumb trail, showing "Special Education > Lesson Plan > Approved Lesson Plan Format".

Navigation Sidebar:

- Course Content:** SummerEnrichment-CL-201404, Start Here, Teams & Portfolios, Theme Resources, School Counseling, School Psychology, Special Education, School Location Information, Math/Reading Assessment.
- Communication:** ~ Communication Tools ~, Blackboard Collaborate, Messages (in course only), Main Discussion Board, My Grades, Notices / Announcements, Wikis.
- Help:** ~ MUOnline Help ~, Blackboard Tutorials, Blackboard Help, Marshall Help Desk, Student Resources.
- Groups:** Blogs - Instructor View, Groups - Instructor View, My Groups, Special Education, Team 1.
- Instructors Only:** COURSE MANAGEMENT, Control Panel, Content Collection, Course Tools, Evaluation, Grade Center, Users and Groups, Customization, Packages and Utilities, Help.

Main Content Area:

America, the Beautiful Summer Enrichment 2014

Start Here

Mandatory Reporting of Child Abuse

Please be advised that all school personnel are considered mandatory reporters of child abuse. This includes all students (counseling, psychology, and special education) participating in the Summer K-12 program.

Please contact [redacted], Summer K-12 Program Director, if you have any concerns regarding abuse/neglect. [redacted] will be responsible for contacting the appropriate agencies.

Welcome!

Welcome to the Summer Enrichment Program!

Congratulations on participating in this important and exciting program. You will find many resources and materials to help support you throughout the summer program.

Please take a moment to look around and orient yourself to our electronic home. On the left, you will see the course menu. Here's a brief tour of that menu:

- Notifications:** This link takes you to the Notification page which collects all kinds of important information about this course (especially announcements, messages waiting, and what's new).
- Start Here:** This link takes you to this page which also includes the Summer Enrichment Handbook.
- School Counseling, School Psychology, and Special Education** links: Each of these discipline-specific links is intended for the students enrolled in courses within those disciplines. Each link will take the enrolled student to content necessary to complete course requirements successfully.
- Teams and Portfolios** - Each team (made up of students from each discipline) has its own work space for collaboration, communication, and team assignments, including the cumulative portfolio. There are 7 teams for the Summer Program.
- Communication Tools:**
 - Main Discussion Board:** Discussions here are public and visible to everyone in the entire program.
 - Messages (in course only)**
 - My Grades:** This is your section of the course grade book. Again, this will be discipline specific. So please check with your professors.
- MUOnline Help:**
 - Blackboard Tutorials:** This link takes you to a Blackboard "on-demand" help page.
 - Blackboard Help:** This link takes you to Blackboard's help page for students.
 - Marshall IT Service Desk:** This link takes you to Marshall University's Information Technology Service Department web page.
 - Student Resources**
- Group Tools:**
 - Working in Groups Tutorial:** View the brief video at this link to
 - My Groups:** You will be assigned to two groups, your discipline and your team. Use the links in this section to access each of your groups and your group tools (including file sharing and a private group discussion board).

REMEMBER

Remember that Blackboard keeps track of your travels by maintaining a bread crumb trail just above the menu in the left hand column. For example, you might see:

Special Education > Lesson Plan > Approved Lesson Plan Format

The last item in the list shows your current page. The items prior to that keep track of how you got to your current page. You can move between pages by clicking on points in your bread crumb.

Summer Enrichment Program Handbook 2014

Organizational Tools

Groups, Adaptive Release, File Exchange, & Tasks

Name	Group Set	Enrolled Members	Self-Enroll	Available	Blogs	Collaboration	Discussion Board	Email	File Exchange	Journals	Tasks	Wikis
Instructors & Staff Only	-	12	No	Yes	✓	✓	✓	✓	✓	✗	✓	✗
School Counseling	-	15	No	Yes	✓	✓	✓	✓	✓	✗	✓	✗
School Psychology	-	15	No	Yes	✓	✓	✓	✓	✓	✗	✓	✗
Special Education	-	8	No	Yes	✓	✓	✓	✓	✓	✗	✓	✗
Team 1	Team	7	No	Yes	✓	✓	✓	✓	✓	✗	✓	✗
Team 2	Team	4	No	Yes	✓	✓	✓	✓	✓	✗	✓	✗

School Psychology Assignments

Enabled: Adaptive Release
School Psychology students submit the foll

Announcement for Special Edu

Enabled: Adaptive Release
Special Education Field Ex
on Saturday, May 31, from
Room 134. Light refreshm

Textbook

Enabled: Adaptive Release
Note: You DO NOT need to purch
handed out at the May 31 in-serv

File Exchange

Add File

Delete

File Name	Posted by	File size (bytes)	Date Posted
Book list		219057	Sunday, June 15, 2014
Daily Schedule		12340	Sunday, June 15, 2014
Running Process Based Groups		65248013	Sunday, June 22, 2014
Just an idea for logo...		223286	Sunday, June 8, 2014

Group Tasks

Create Group Task

Delete Status

Title	Priority	Due Date
Individual member program requirements	!	Tuesday, June 18, 2013
Team Discussion: Introductions	!	Tuesday, June 10, 2014
Classroom Management Plan		Wednesday, June 19, 2013
Academic Goals for Students		Thursday, June 20, 2013

Communication Tools

Announcements, Messages, Email, & Videos

Announcements

Schedule for Weekly Team Meetings

Posted on: Thursday, June 12, 2014 5:30:00 PM EDT

Weekly Team Meeting Times are scheduled for 7:45-8:30 AM once a week for each team on the following schedule:

Mondays Teams 1 and 3
Tuesdays Teams 2 and 5
Wednesdays Teams 4 and 6
Thursday Team 7

Please that Some Counselors may run a little late when they have morning greeting duty.

Classroom Library Collections

Posted on: Saturday, March 1, 2014 2:52:12 PM EST

Course Messages

Course Messages are private and secure text-based communication that occurs within a course and among course members. Although similar to email, users must be logged into the course to read and send messages. [More Help](#)

Create Message Create Folder

Delete Folder


Folder	Unread	Total
Inbox	0	10
Sent	0	8

Delete Folder

Classrooms for the Summer Enrichment Program


Search List All 10 Results

Pages: 1 Sort by: Most Recent | Title




Room 106. School Counseling

06/06/2014



Room 133. School Psychology

06/06/2014



Room 108. Special Education

06/06/2014

Send Email

Instructors can send email to all or selected individual Users, Students, Groups, Teaching Assistants, Instructors or Observers. From a Blackboard Learn course, email cannot be sent to anyone who is not a member of the course.

All Users

Send email to all of the users in the Course.

All Groups

Send email to all of the Groups in the Course.

Activity & Assessment Tools

Assignments, Blogs, Discussions, & Wikis

Discussion Board

Forums are made up of individual discussion threads that can be organized around a particular subject. Create Forums to organize discussions. [More Help](#)

Search

Forum	Description	Total Posts	Unread Posts	Total Participants
FAQ - Frequently Asked Questions	Please post questions here. If you see a question to do so. This discussion forum is PUBLIC and access to all. For a private discussion with others in your discussion groups below the course menu at left, click the link then click Group Discussion Board .			
Around the Water Cooler	This discussion area is available for you to talk with everyone—a conversation area "around the water cooler." Please remember to observe the rules of "netiquette": be polite, respectful, and appropriate for ALL audiences. This discussion forum is PUBLIC and access to all. For a private discussion with others in your discussion groups below the course menu at left, click the link then click Group Discussion Board .			
<input type="checkbox"/> Forum				
<input type="checkbox"/> Team 5	Please take a moment to post a brief self-introduction and read your team members' posts so you can get acquainted. Please click the title of this forum , then click Create Thread or reply to a post already in the forum. Please do NOT click Create Forum above , unless your team needs an additional, separate discussion forum. File attachments are allowed in this forum, or you may prefer to use the File Exchange area.	10	10	6
<input type="checkbox"/> Team Activities Part II	Brainstorm ways that each member can: <ul style="list-style-type: none"> work with others support one another and the team as a whole work to be actively involved seek help and provide assistance to others 	3	3	2

Asynchronous discussions for planning and active engagement

Blogs for reflection

Create Blog Entry

Monday, June 30, 2014

6-30-2014
Posted by [redacted] at Monday, June 30, 2014 9:06:53 PM

Today our class dressed as cowboys and cowgirls. The kids loved it! Most of them dressed up and [redacted] provided them other western wear. The day was a success for all the students leaving with positive attitudes. As a team, we continue to work well together. I think that the students can tell that we are a united team. The three students that have some difficult behaviors are improving. Positive praise and prompts appear to be an effective way to encourage positive behavior. Bathroom breaks has gotten better as well. We have figured out the students that really need to go and those that may be just escaping. We had a great lesson on emotions today and the kids enjoyed making faces of the different emotions. Overall, I feel our team is doing a great job!

Lesson Plan
Posted by [redacted] at Monday, June 30, 2014 7:00:16 PM

Here is the lesson plan for the team portfolio. =)

Attached Files:
cisp655 lesson plan 2.docx(19.2kb)

Friday, June 27, 2014

June 26
Posted by [redacted] at Friday, June 27, 2014 11:53:49 AM

We have had a goal all week to help the kids with counting money. Today we worked with the students on counting. I was able to help a little bit with playing sight bingo with the children to help with reading. With the counting we role played like we were going to the store and asking our parents for gum vending machines, claw machines ect. [redacted] completed some observations as well as helped the kids with money. [redacted] worked with the students on counting. We also had groups on listening skills and demonstrated what it is like to try to talk when no one is listening, everyone is talking, and everyone at the same time. We are still working on the bathroom. We also got a new student today and all of us did a fantastic job helping her integrate and become part of our team. Things are still going well and I think the students will really have benefitted as being a part of our team with all the effort from each person.

Reflection Log for 6/25/14
Posted by [redacted] at Friday, June 27, 2014 10:21:24 AM

The team goal for the day was to work on math skills, specifically those related to counting money, and to get the children more involved in silent reading. The students have been working on counting money, but many are still confusing nickels, dimes, and quarters. All of them appear to be struggling with counting change and this is something that the team as a whole was to become our progress monitoring tool for those struggling in math as it was a class wide issue during the math testing at the start of the program.

Our team is continuing to work well together and the children appear to be enjoying the program. We are struggling with inattention from a few students and they have been tardy more often than we would like. We continue to struggle with the bathroom break issue, but it is getting better and taking up less time. Our team is currently in the

Wiki: Meet the Teams

Create Wiki Page

Team 5 - The Nor'Easters

[Edit Wiki Content](#)

Created By [redacted] Thursday, May 15, 2014 3:48:13 PM EDT

last modified by [redacted] on Friday, July 11, 2014 7:26:42 PM EDT

Welcome to Team 5, The Nor'Easters

Team Logo:



We will be focusing on the North Eastern portion of the USA! This includes the states of:

- *Maine
- *Connecticut
- *Rhode Island
- *Massachusetts
- *Vermont
- *New Hampshire

Wikis for collaboration and publication

Gamification

Achievements & Leader Boards

Gamification: Applying the techniques of game design in non-game contexts to promote the acquisition of skills and/or the achievement of objectives or goals.

Team Achievements



Team Achievements for Wiki Content

Team	1 Erie Pirates	2 Dust Devils	3 Mountain Mentors	4 Best of the West	5 Nor'easters	6 Troubadours	7 Big Wigs
Team Name							
Members' Names							
Mission Statement							
Team Logo <small>NOTE: Provide a citation or acknowledgment for any image that is not your own original work.</small>							
Team Motto							
Post a Related Photo							
Schedule							
Behavior / Discipline Plan							

Team Achievements for Classroom Environment & Activities

Teaming Strategy	Team	1 Erie Pirates	2 Dust Devils	3 Mountain Mentors	4 Best of the West	5 Nor'easters	6 Troubadours	7 Big Wigs
Photo of you	"America, the Beautiful" Theme Displayed							
Clipart used	Schedule Displayed							
	Discipline Plan Displayed (e.g., class guidelines or class rules)							
	Art / Crafts Activities							

